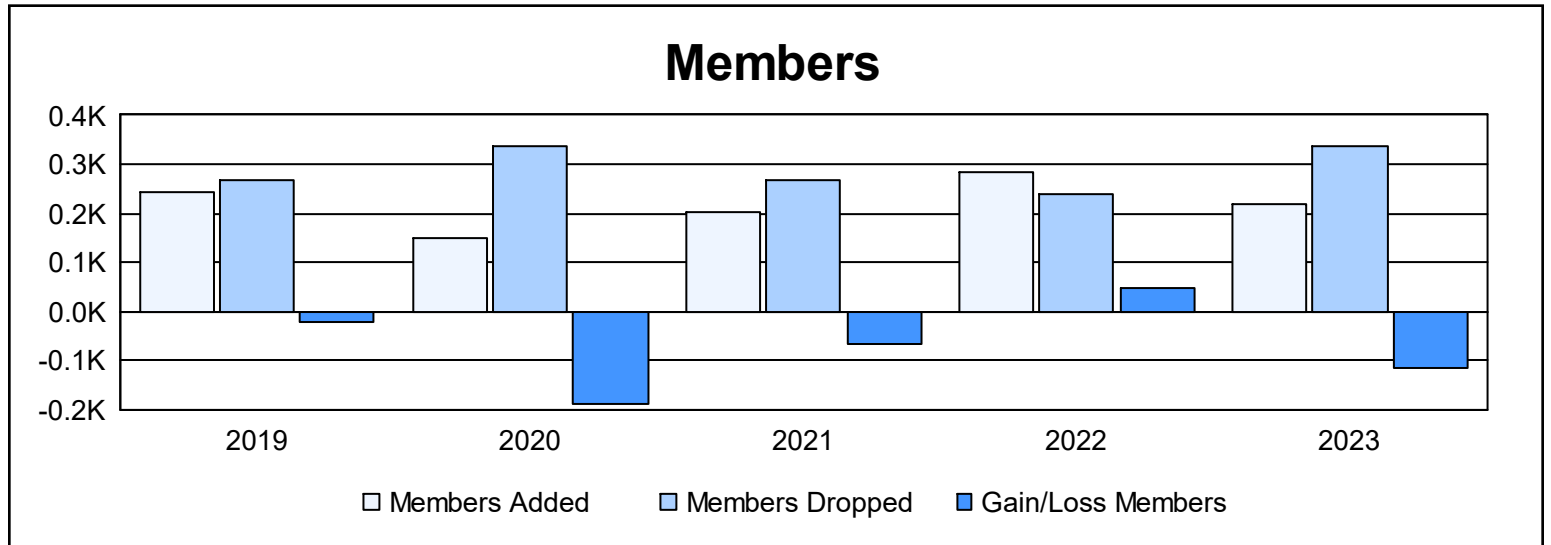
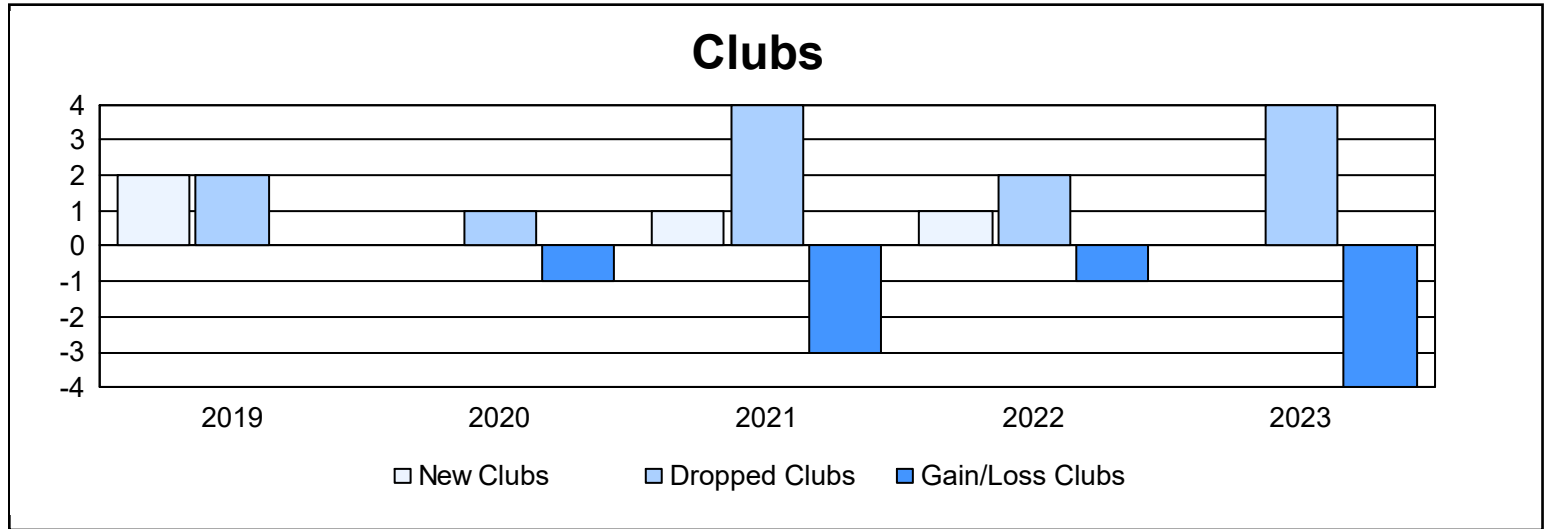
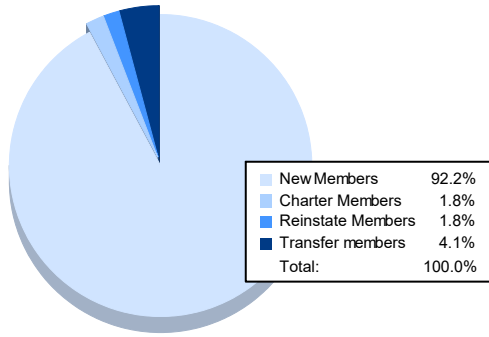


Year	New Clubs	Dropped Clubs	Gain/ Loss Clubs	New Members	Charter Members	Reinstate Members	Transfer Members	Total Member Added	Total Members Dropped	Gain/ Loss Members
2018-2019	2	2	0	154	69	8	13	244	266	-22
2019-2020	0	1	-1	130	5	5	9	149	336	-187
2020-2021	1	4	-3	150	30	11	12	203	269	-66
2021-2022	1	2	-1	227	23	18	17	285	237	48
2022-2023	0	4	-4	202	4	4	9	219	335	-116
<b>Average</b>	<b>1</b>	<b>3</b>	<b>-2</b>	<b>173</b>	<b>26</b>	<b>9</b>	<b>12</b>	<b>220</b>	<b>289</b>	<b>-69</b>



### Membership Composition June 2023 Cumulative



### Gender Composition June 2023 Cumulative

